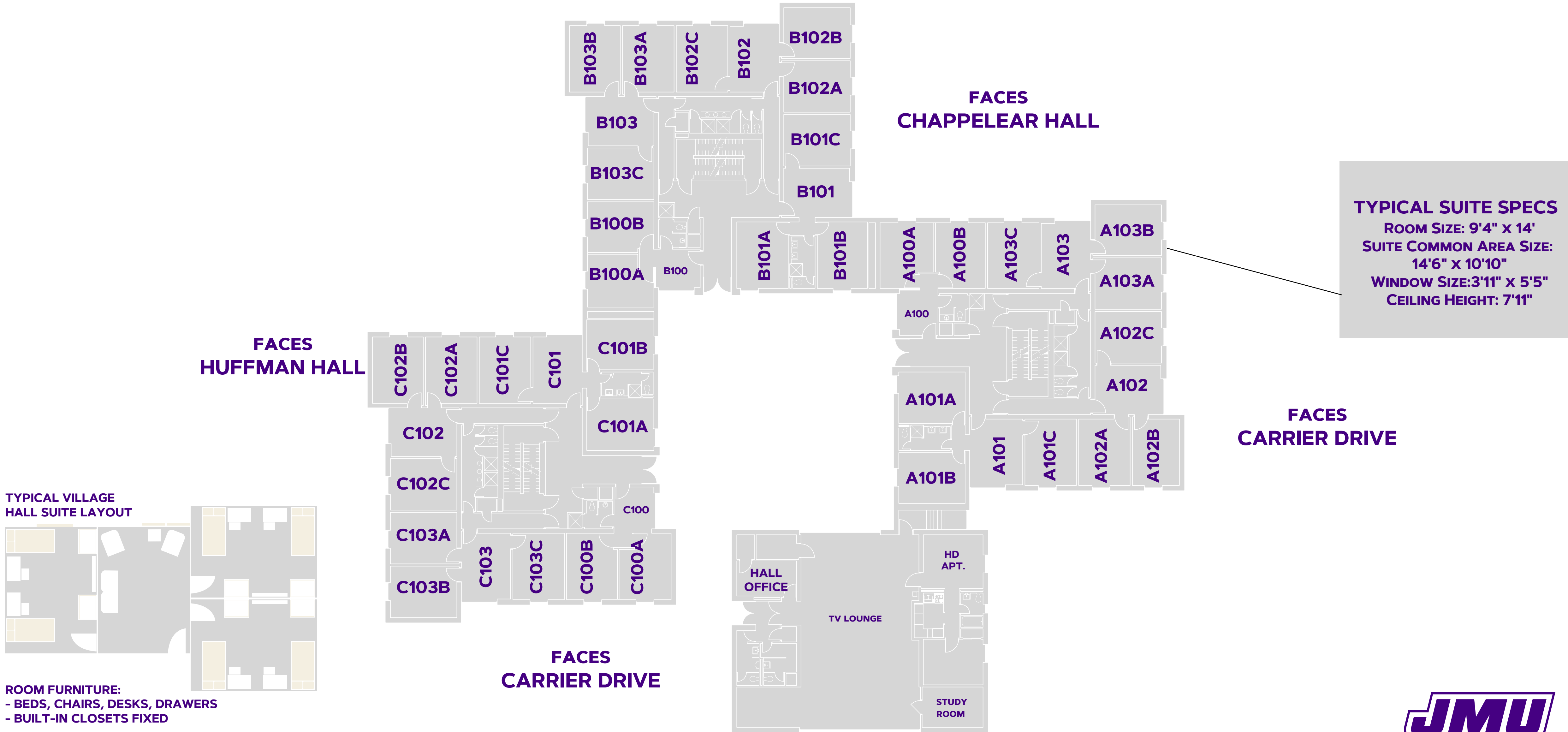


# FREDERIKSON HALL

FIRST FLOOR

#DUKESLIVECLOSE  
#DUKESLIVESUPPORTED  
#DUKESLIVEON



FOR MORE INFORMATION ON HALLS VISIT:  
[WWW.JMU.EDU/ORL/OUR-RESIDENCE-HALLS/INDEX.SHTML](http://WWW.JMU.EDU/ORL/OUR-RESIDENCE-HALLS/INDEX.SHTML)



# FREDERIKSON HALL

SECOND FLOOR

#DukesLiveClose  
#DukesLiveSupported  
#DukesLIVEON

FACES  
HUFFMAN HALL

FACES  
CHAPPELEAR HALL

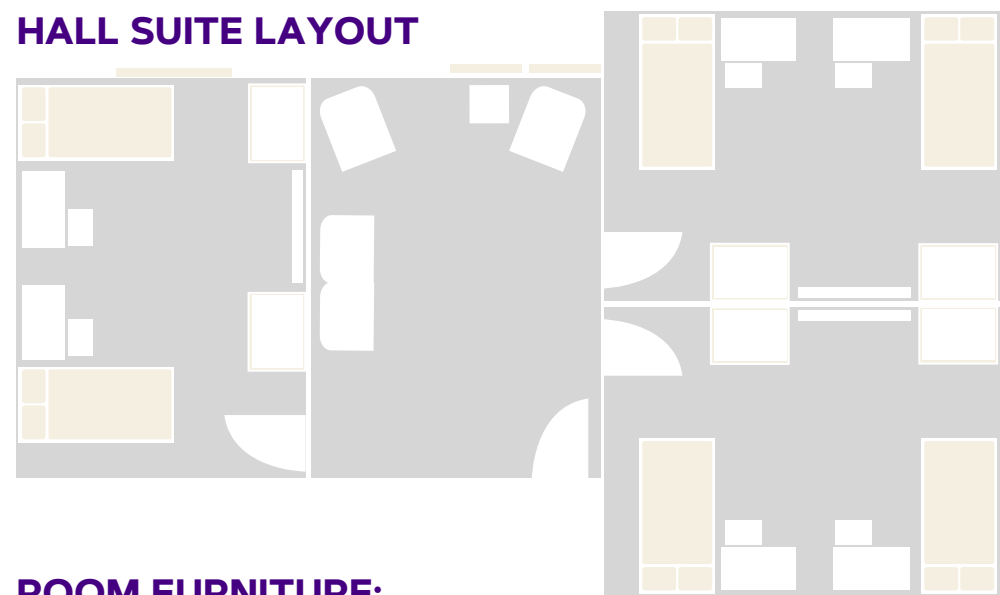
FACES  
CARRIER DRIVE

FACES  
CARRIER DRIVE

COURTYARD

**TYPICAL SUITE SPECS**  
ROOM SIZE: 9'4" x 14'  
SUITE COMMON AREA SIZE:  
14'6" x 10'10"  
WINDOW SIZE: 3'11" x 5'5"  
CEILING HEIGHT: 7'11"

TYPICAL VILLAGE  
HALL SUITE LAYOUT



- ROOM FURNITURE:**
- BEDS, CHAIRS, DESKS, DRAWERS
  - BUILT-IN CLOSETS FIXED

- SUITE FURNITURE:**
- SMALL SOFA, END TABLE, & TWO CHAIRS

FOR MORE INFORMATION ON HALLS VISIT:  
[WWW.JMU.EDU/ORL/OUR-RESIDENCE-HALLS/INDEX.SHTML](http://WWW.JMU.EDU/ORL/OUR-RESIDENCE-HALLS/INDEX.SHTML)



Residence Life

# FREDERIKSON HALL

THIRD FLOOR

#DukesLiveClose  
#DukesLiveSupported  
#DukesLIVEON

FACES  
HUFFMAN HALL

FACES  
CHAPPELEAR HALL

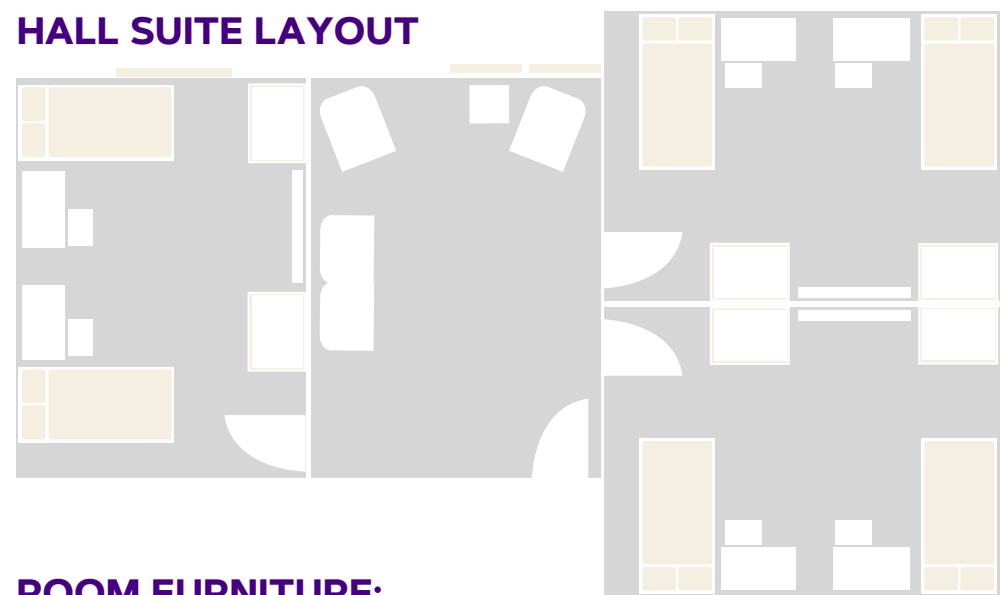
FACES  
CARRIER DRIVE

FACES  
CARRIER DRIVE

COURTYARD

**TYPICAL SUITE SPECS**  
ROOM SIZE: 9'4" x 14'  
SUITE COMMON AREA SIZE:  
14'6" x 10'10"  
WINDOW SIZE: 3'11" x 5'5"  
CEILING HEIGHT: 7'11"

TYPICAL VILLAGE  
HALL SUITE LAYOUT



**ROOM FURNITURE:**  
- BEDS, CHAIRS, DESKS, DRAWERS  
- BUILT-IN CLOSETS FIXED

**SUITE FURNITURE:**  
- SMALL SOFA, END TABLE, & TWO CHAIRS

FOR MORE INFORMATION ON HALLS VISIT:  
[WWW.JMU.EDU/ORL/OUR-RESIDENCE-HALLS/INDEX.SHTML](http://WWW.JMU.EDU/ORL/OUR-RESIDENCE-HALLS/INDEX.SHTML)



Residence Life